
INVESTOR PRESENTATION

November 2021



DISCLAIMER

This presentation has been prepared by Arihant Superstructures Limited (the “Company” or “ASL”) together with its Subsidiaries (collectively, the “Arihant Group”) for general information purposes only, without regard to any specific objectives, suitability, financial situations and needs of any particular person. This presentation does not solicit any action based on the material contained herein. This presentation should not be used as a basis for any investment decision or any contract, or commitment to purchase or subscribe for any securities. Nothing in this presentation and any oral information provided in connection with it shall constitute or deem to constitute an offer or invitation to purchase or subscribe for any securities in any jurisdiction. Nothing in this presentation is intended by the Company to be construed as legal, accounting or tax advice. This presentation has not been approved and will not or may not be reviewed or approved by any statutory or regulatory authority in India or by any stock exchange in India. This presentation does not comply with the disclosure requirements prescribed by the SEBI or any other applicable authority in relation to a public issue of securities on the Indian stock exchanges. This presentation does not purport to be a complete description of the markets conditions or developments referred to in the material.

This presentation contains 'forward-looking statements' – that is, statements related to future, not past, events. In this context, forward-looking statements relating to our expected future business and financial performance and strategies, and often contain words such as 'expects,' 'anticipates,' 'intends,' 'plans,' 'believes,' 'seeks,' or 'will'. Forward-looking statements by their nature address matters that are, to different degrees, uncertain and are dependent on numerous factors including but not limited to Arihant Group’s business, Arihant Group’s regulatory and competitive environment, macroeconomic conditions, local business environment, government policies etc. These uncertainties may cause our actual future results to be materially different than those expressed in our forward-looking statements. We do not undertake to update our forward-looking statements. We caution you that reliance on any forward-looking statement involves risk and uncertainties, and that, although we believe that the assumption on which our forward-looking statements are based are reasonable, any of those assumptions could prove to be inaccurate and, as a result, the forward-looking statement based on those assumptions could be materially incorrect. The viewers of this presentation are cautioned not to place undue reliance on these forward-looking statements and management estimates.

The views expressed here may contain information only as of its date, derived from publicly available sources that have not been independently verified. The Arihant Group does not undertake to update or revise the information provided herein upon happening of any future event or otherwise. Moreover, both express or implied representation or warranty is made as to, and no reliance should be placed on, the accuracy, completeness, reasonableness or reliability of this information. None of the directors, promoters or employees of the Arihant Group or any of its affiliates, advisors or representatives accepts any responsibility or liability regarding the accuracy or validity of the information provided herein or any loss or damage suffered by anyone due to perusal of this document. Furthermore, no person is authorized to give any information or make any representation which is not contained in, or is inconsistent with, this presentation. Any such extraneous or inconsistent information or representation, if given or made, should not be relied upon as having been authorized by or on behalf of the Arihant Group. Nothing in this presentation shall be relied expressly as a promise or representation of past or future.

This presentation is confidential, being given solely for your information and for your use, and may not be copied, reproduced or redistributed to any other person in any manner. The distribution of this presentation in certain jurisdictions may be restricted by law. Accordingly, any persons in possession of this presentation should inform themselves about and observe any such restrictions.

The information contained in this Presentation is not to be taken as any recommendation made by the Company or any other person to enter into any agreement with regard to any investment. It is recommended that the Investors make their own independent due diligence, assessment of the market and the market position of the Company and appraisal of the risks, benefits and suitability of this Presentation. Furthermore, we recommend that the Investors conduct their own analysis and be solely responsible for forming their own view of the potential future performance of the business of the Company.

This presentation is not intended, and does not, constitute or form part of any offer, invitation or the solicitation of an offer to purchase, otherwise acquire, subscribe for, sell or otherwise dispose of, any securities in Arihant Superstructures Limited or any other invitation or inducement to engage in investment activities, nor shall this presentation (or any part of it) nor the fact of its distribution form the basis of, or be relied on in connection with, any contract or investment decision. This presentation is not a prospectus, a statement in lieu of a prospectus, an offering circular, an advertisement or an offer document under the Companies Act, 2013, as amended, or the rules made thereunder, the Securities and Exchange Board of India (Issue of Capital and Disclosure Requirements) Regulations, 2018, as amended, or any other applicable laws in India.

COMPANY OVERVIEW

VISION

To nurture the best talent and be a “Built to Last” company

MISSION

To construct the most efficient spaces for our customers while leaving the least ecological foot-print

POLICY

To share wealth with all the stake holders and contribute to the well-being of society at large

OVERVIEW



Diversified Portfolio

Presence across
Mumbai Metropolitan Region
(MMR) and Jodhpur



Affordable Housing

Over 96% of portfolio in
affordable and mid-income housing

Ongoing & upcoming projects

~11 Million Sq. Ft. across 15
projects over next few years



Operationally Efficient

In-house design, engineering &
project implementation optimizes
quality, timeline and significant
cost savings



Low cost of land acquisition

Avg. Cost of acquisition of land at
less than Rs 500/Sq. Ft.

Delivery

Distinguished track record in
timely delivery of projects; Over
3.5 Million Sq. Ft. completed in last
5 years



Future Ready

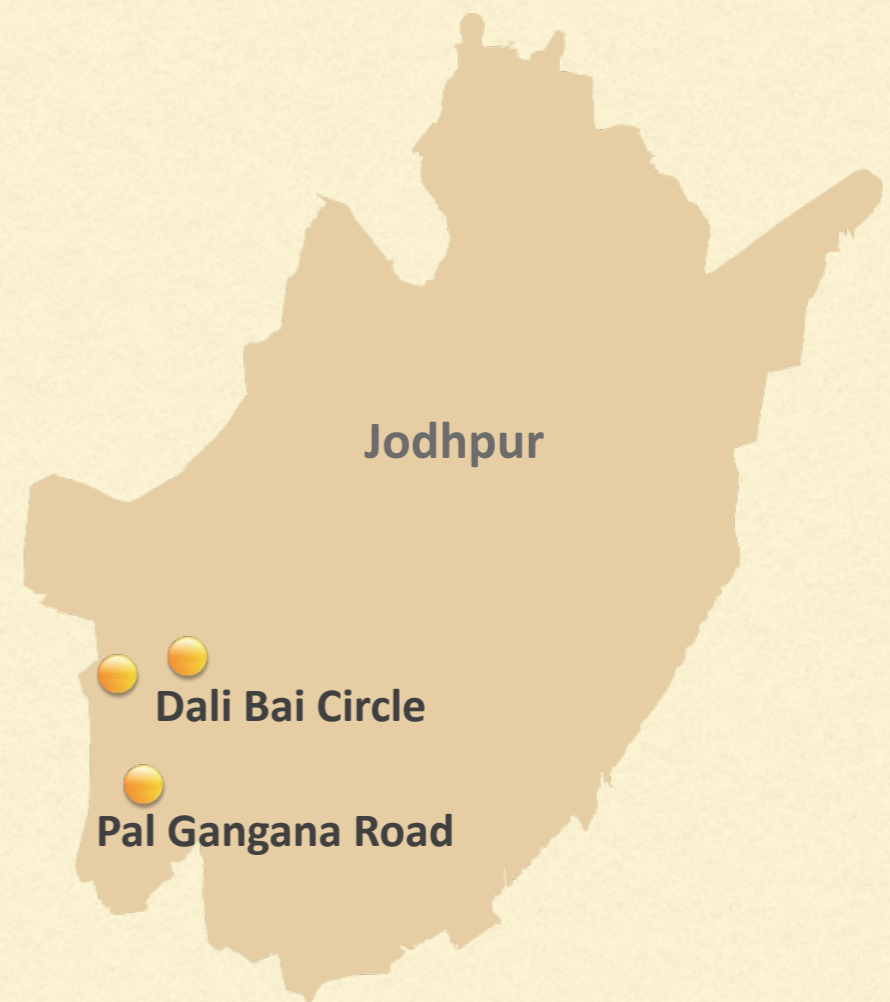
Well poised to embark on the
next phase of growth with 2.5
decades of operational experience
by promoters across multiple real
estate cycles

GEOGRAPHICAL SPREAD – MMR & JODHPUR

12 Projects
(MMR)

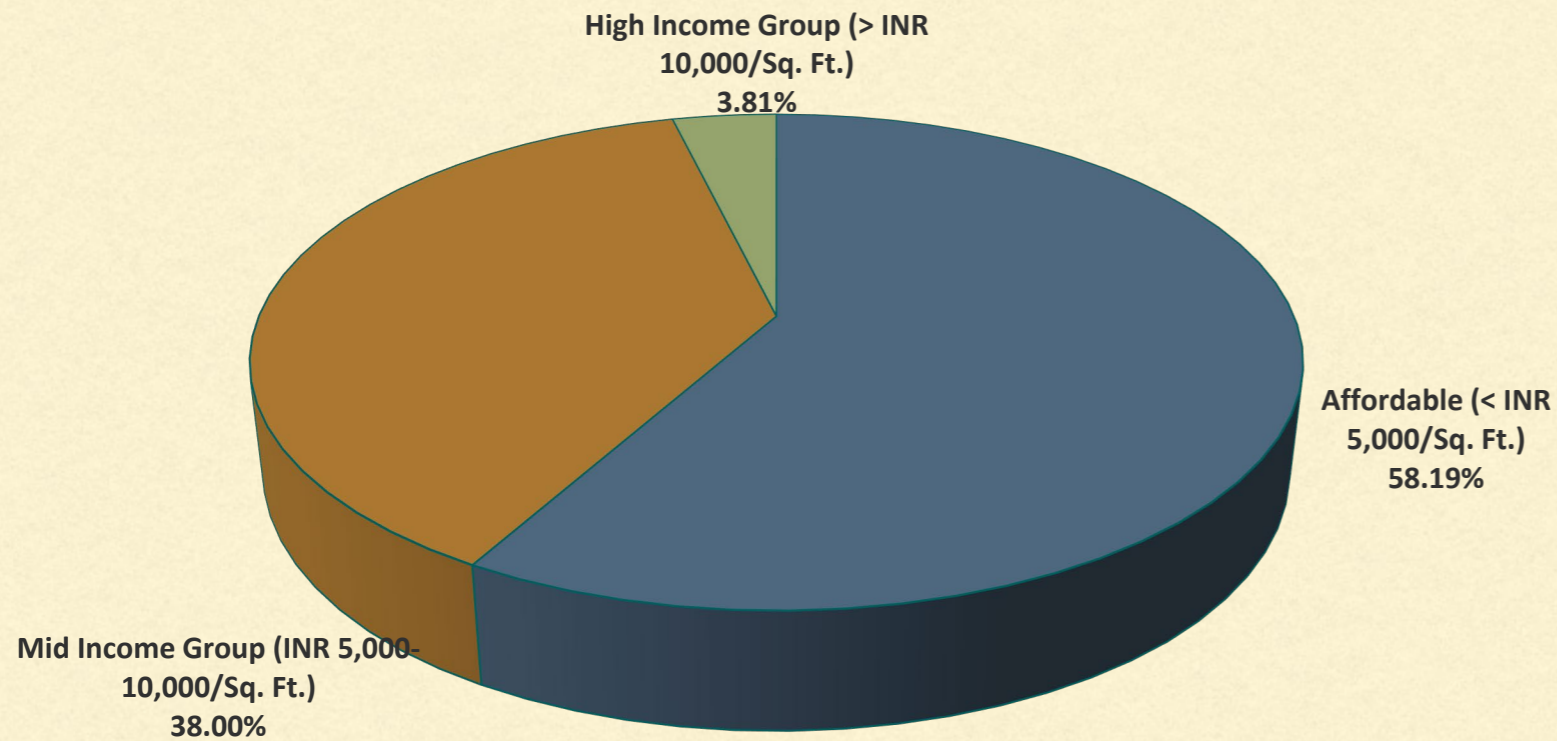


3 Projects
(Jodhpur)



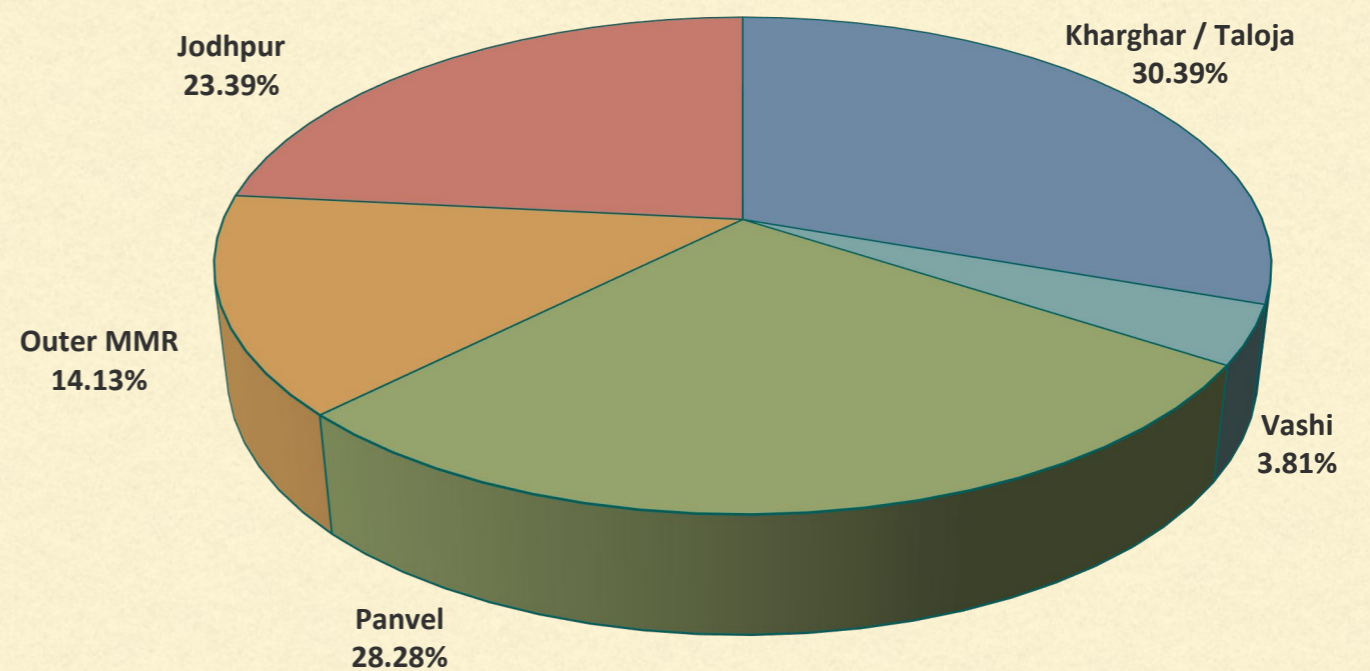
PORTFOLIO MIX

Category-wise portfolio mix



Diversified portfolio mix with focus on affordable and mid income housing

Area-wise Portfolio Mix



Established position in the geographies and market segments by building capabilities and competitive advantage

ONGOING PROJECTS

Project	Location	No. of units	Area (Sq. Ft.)	Category
4Anaika	Taloja	396	2,69,672	Affordable
Aarohi Ph 2	Kalyan-Shil	51	72,381	Mid-Income
Aloki Ph 2 to 6	Karjat	544	3,48,772	Affordable
Aalishan Ph 1 & 2	Kharghar	811	10,01,147	Mid-Income
Aspire Ph 1	Panvel	658	7,41,638	Mid-Income
Anmol Ph 3	Badlapur	119	84,938	Affordable
Advika	Vashi	327	4,21,260	High-Income
5Anaika	Taloja	433	3,62,672	Affordable
Amisha Ph 2	Taloja	134	75,394	Affordable
Amber	Taloja	82	54,491	Affordable
Adita	Jodhpur	82	1,44,975	Affordable
Anchal Ph 1	Jodhpur	532	4,78,800	Affordable
Total		4,169	40,56,140	

FORTHCOMING PROJECTS

Project	Location	Est. Area (Sq. Ft.)	Category
Amisha	Taloja	2,20,514	Affordable
Arshiya	Khopoli	8,56,669	Affordable
Aspire	Panvel	23,84,705	Mid-Income
Akarshan	Taloja	13,75,505	Affordable
Anchal	Jodhpur	17,38,800	Affordable
Adita	Jodhpur	1,30,730	Affordable
Ashray	Jodhpur	91,653	Affordable
Anmol	Badlapur	1,98,806	Affordable
Total		69,97,382	
Grand Total (Ongoing & Forthcoming Projects)		1,10,53,522	

SELECT PROJECT ELEVATIONS

Arihant Advika, Vashi



Arihant Aspire, Panvel



Arihant Anaika, Talaja



Arihant Aalishan, Kharghar



SELECT PROJECT ELEVATIONS

Arihant Aoki, Karjat




Arihant Adita, Jodhpur



Arihant Arshiya, Khopdi



Arihant Ayati, Jodhpur



BOARD OF DIRECTORS

Ashok Chhajer *Promoter, CMD*

- Over 2 decades in the real estate business
- Prior experience ranging from textile, oil refinery to real estate sector
- At Arihant, he oversees corporate strategy, project design and land acquisition functions
- Works relentlessly towards, transparency, corporate governance and stakeholder management

Nimish Shah *Whole-Time Director*

- A civil engineer with over 19 years experience in construction and related activities
- Actively involved in all the nuances of engineering including Planning and Execution, project estimation, contracts and site organization of projects
- Earlier a government registered contractor in Maharashtra and was also associated with several entities in real estate sector

Virendra Mittal *Independent Director*

- IIT Alumnus and a fellow chartered engineer
- Vast experience in construction, real estate, power plants, mining and highway projects
- Has been part of leadership team in ITC Ltd, J. K. Synthetics Ltd., Ansal Properties & Industries, Renusagar Power Company Ltd. and Mukand Ltd.

Chandra Iyengar *Independent Director*

- 1973 batch IAS Officer
- Was Additional Chief Secretary-Home dept. for GOM
- Has led several departments in GOM and GOI, such as Public Health, Industries, Women & Child Development, Higher Education, Finance, etc.

Raj Narain Bharadwaj, *Independent Director*

- Former Chairman and Managing Director of Life Insurance Corporation of India
- Has vast experience in economics and BFSI
- Former Member of the Securities Appellate Tribunal, Government of India and Ministry of Finance

Divya Momaya, *Independent Director*

- Practicing Company Secretary and the founder of D S Momaya & Co.
- ~18 years of experience Company Secretarial Practice
- Promoter of MMB Advisors Private Limited which trains and grooms independent directors, women directors and executive directors

MANAGEMENT TEAM

Senior Managerial Personnel of the Company and its Subsidiaries

Deepak Lohia,
Chief Financial Officer

Abhishek Shukla
Chief Strategy Officer

Sangeeta Chhajer
Head Post-sales & Operations

Kapil Sengar
VP Sales

Teji Ghosh
*VP Marketing & brand
management*

Govind Rao
Company Secretary

AWARDS & RECOGNITIONS

2021



Business Excellence Award by Adsync and Zee Business for Affordable Housing Project of the Year



Best Developer for Green Buildings by CIA World

2017-2020



Zee Business Award – Developer of the Year (Affordable Housing)



Iconic Award by Radio City for Arihant Aspire, Panvel



IGBC Pre-certified Platinum Rating for Aspire project



Affordable Housing Project of the Year for Arihant Arshiya by CREDITA MCHI



Arihant Adita – Jodhpur's no1 Housing Society Award, Red FM



Dainik Bhaskar (94.3 MYFM) – Award for Excellence in Quality Construction




Award for Quality construction in affordable housing by The Economic Times, ET Realty award

ASL engages in sustainable development of Environment, Society and Governance



Environment

- Most of our developments have sewage treatment plants, rainwater harvesting, solar power & heating as well as a green cover
- Use of Aerated Autoclave blocks having lower embodied energy and much higher insulation value
- Energy efficient lighting and use of low VOC paints & adhesives
- Our flagship project Arihant Aspire has been pre-certified in the 'Platinum' category by IGBC



Social

- Social development by supporting Rural development projects, rural infrastructure and livelihood enhancement projects
- Disaster management, including relief, rehabilitation and reconstruction activities
- Promoting education, including special education and employment enhancing vocation skills
- Providing Ration to all laborers & their families staying at the sites during the lockdown due to Covid-19



Governance

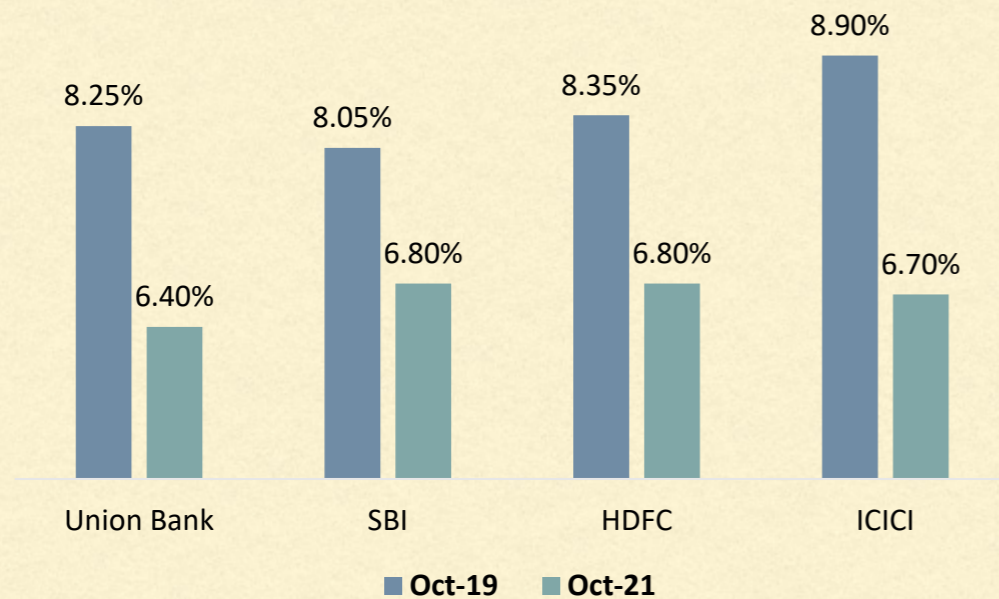
- The Board inculcates culture of accountability, transparency, and integrity
- The Company has adopted governance framework in accordance with the applicable SEBI Regulations
- 4 out of 6 Board Members are Non-Executive Members and Independent Members

BUSINESS DRIVERS

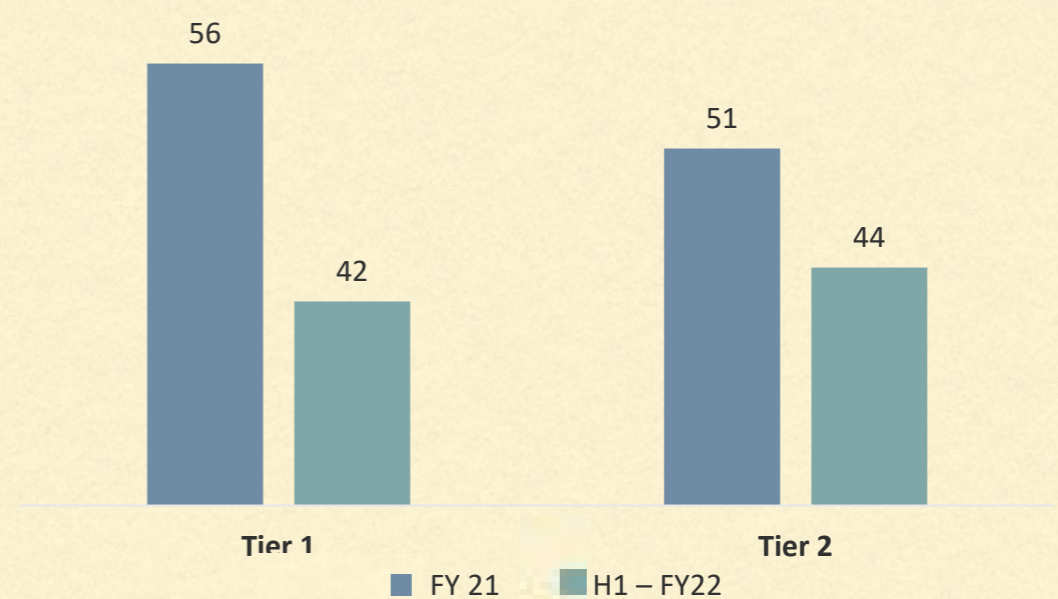
The information contained in this section has been derived from the “Market Research in MMR and Jodhpur Report”, which has been commissioned by our Company from Liasis Foras Real Estate Rating and Research Private Limited.

Real estate sector rejoices on the back of strong macros

Higher affordability due to lower cost of borrowings



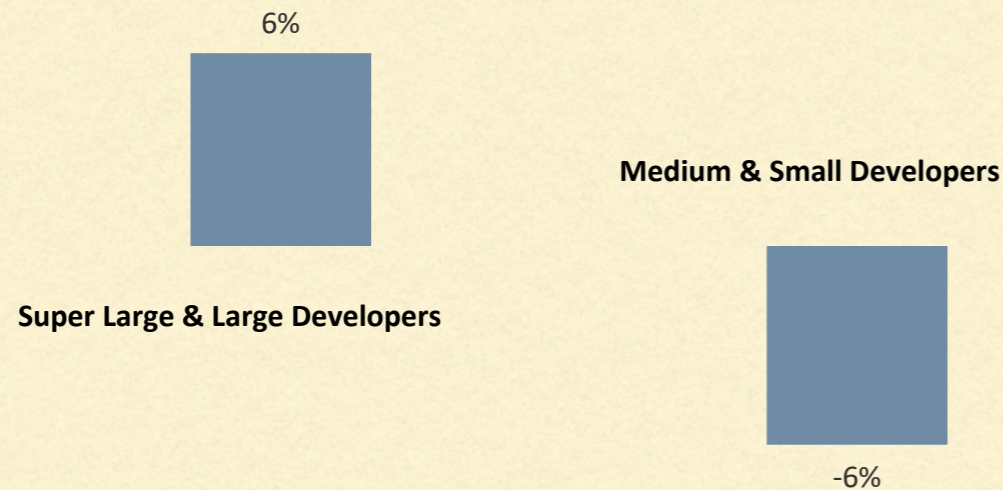
Inventory months reduced in last 6 months



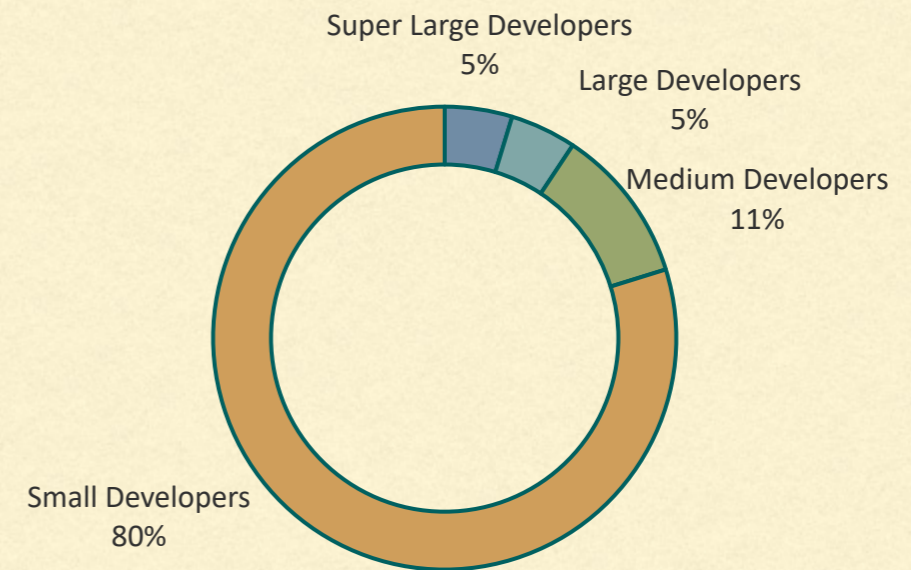
- The housing loan rates in India are at its 15 year lowest
- While there was a dip in the market activity in FY 20-21, the period of FY 21-22 (till date) has witnessed a sharp recovery
- The market has clocked 200 Million Sq. Ft. in six months with new launches of 170 Million Sq. Ft.
- The month-inventory in Tier 1 cities has dropped from 56 months in FY21 to 42 months in H1-FY22
- Inventory in Extended suburbs where ASL operates, has reduced from 59 in FY21 to 47 months in H1-FY22

Real Estate market is broad basing, favoring organized players like ASL

No. of Medium & Small developers reduced in CY20



Immense scope of penetration for larger players

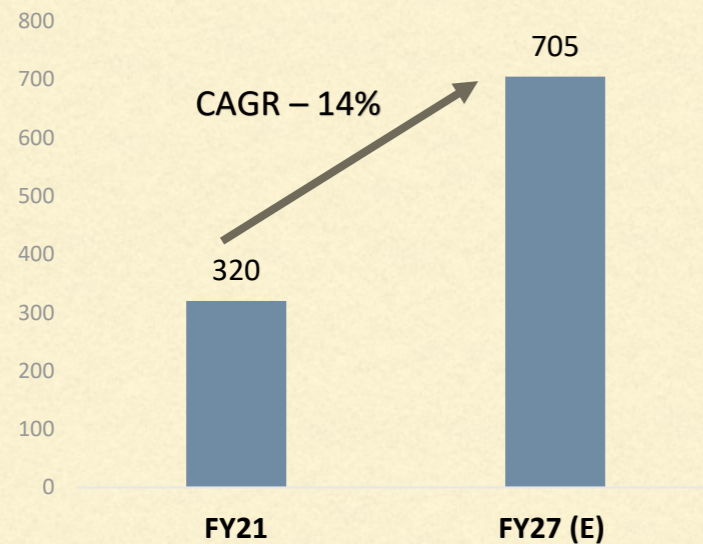


- With implementation of RERA and GST and after effects of Covid 19, the fly-by-night developers are getting wiped out of market
- Smaller developers with poor corporate governance and financial management practices are partnering with large, reputed developers through joint developments and other arrangements
- Arihant superstructure is one of the listed established developers having long-standing presence in Navi Mumbai and extended suburbs of MMR

Affordable segment to outperform: ASL a key player

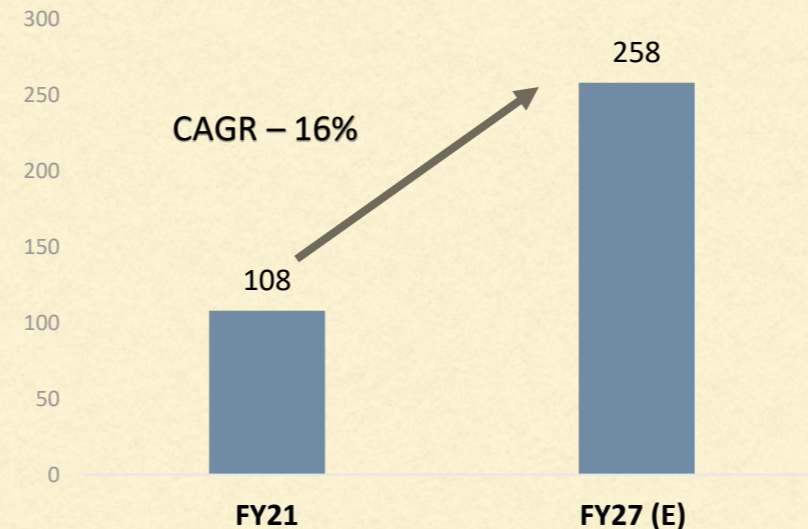
All India residential sales

Million Sq. Ft.



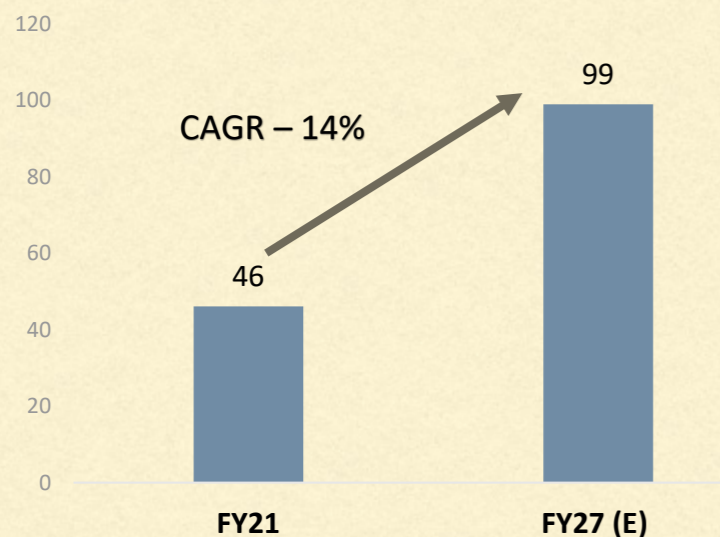
30-60L ticket size residential sales

Million Sq. Ft.



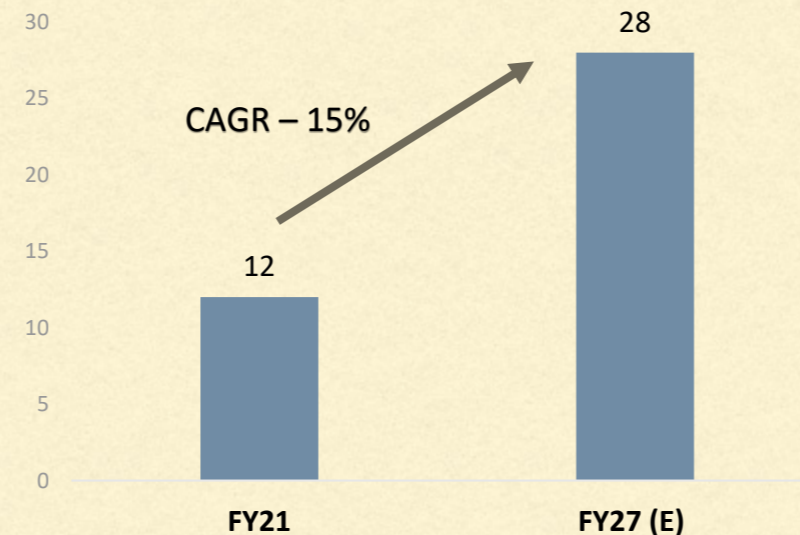
MMR residential sale

Million Sq. Ft.



30-60L ticket size residential sales

Million Sq. Ft.



- MMR Market is estimated to **more than double** by FY27 to absorption volume of 99 Million Sq. Ft.
- 30 to 60 lakh segment expected to grow the fastest
- The share of 30-60 lakh segment has increased in the last four years
- Arianth Group has 34% share of supply in this segment in extended suburb market of MMR

ASL's long-standing presence in extended suburbs of MMR

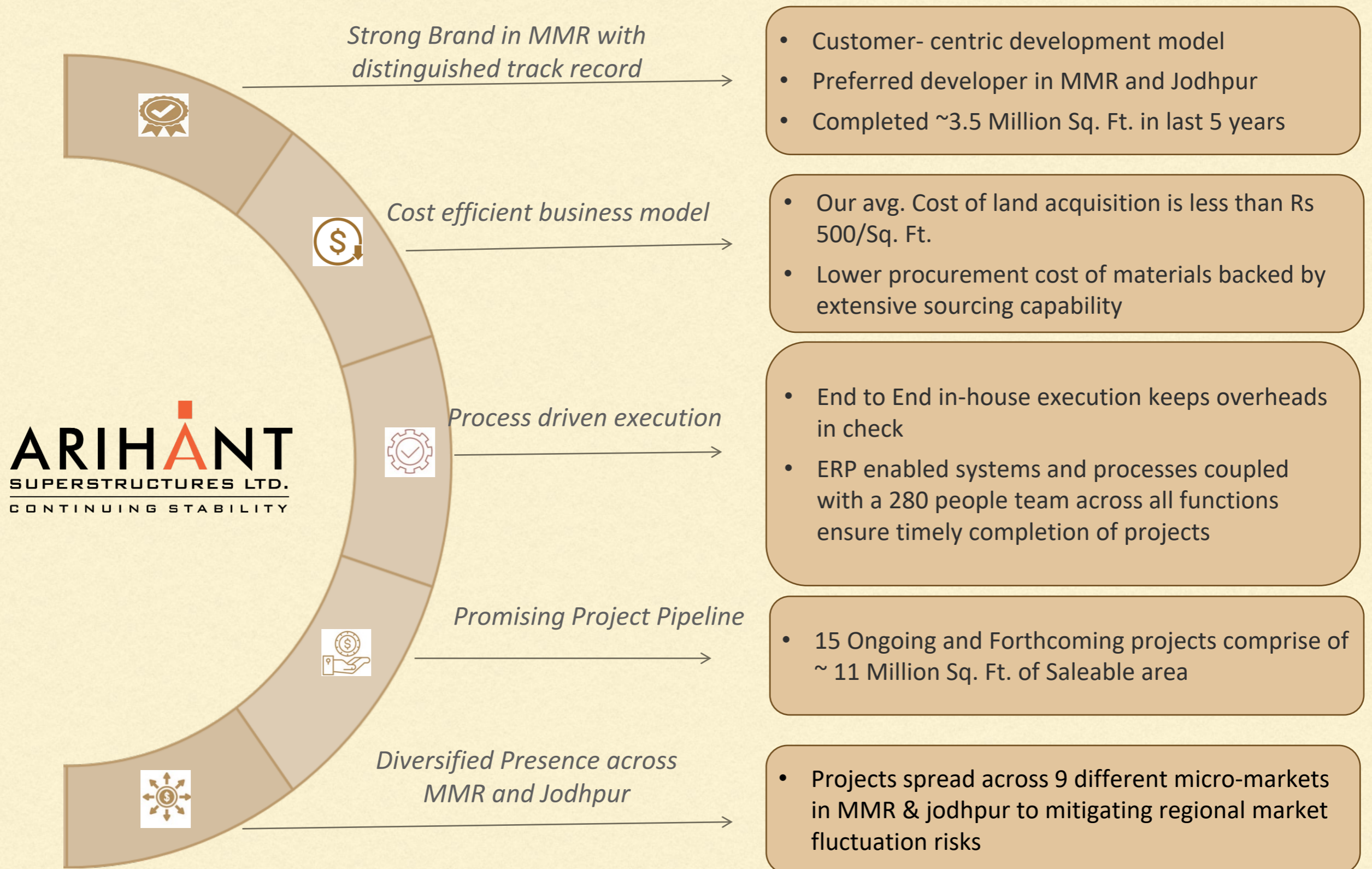
Central Extended Suburbs, Navi Mumbai, Panvel, Karjat and Khopoli are the markets in which Arihant Group is present

- ASL has 51% share of supply in INR 30 Lacs – 1Cr segment and 58% share of supply in below INR 5,000 per Sq. Ft. segment in extended suburbs of MMR
- These regions contributed 37% to annual MMR residential sales in FY21
- Inventory overhang in extended suburbs is lower at than overall MMR
- ASL has 13% market share in Navi Mumbai as reported in H1-FY22

ASL's presence in micro markets of MMR

Region	Mkt share of top 10 players in H1- FY22	Mkt share of Arihant group in H1 – FY22
Taloja	69%	51%
Vashi	69%	16%
Karjat	43%	20%
Khopoli	44%	9%
Panvel	47%	4%
Badlapur	48%	5%

ASL: One of the established real estate player in affordable and mid-income housing segment



Cost efficiencies ensures high margins despite competitive pricing in affordable housing segment

Continuing to enter into JD, JV or DM arrangement in Mid-income segment

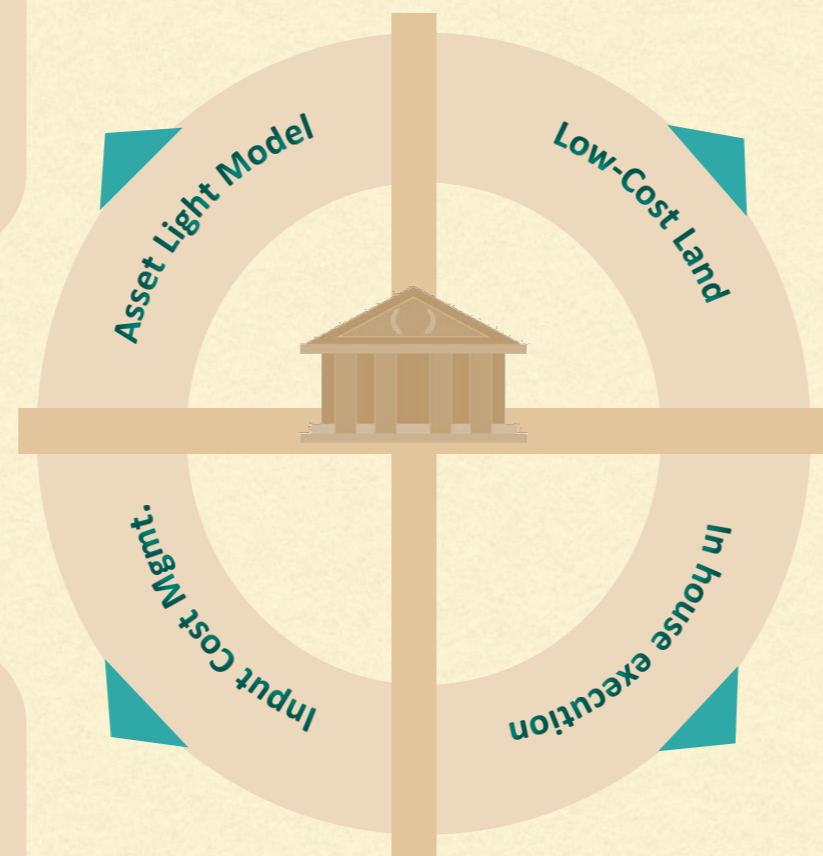
Targeting redevelopment opportunities primarily in Navi Mumbai for High-income housing which presents a huge opportunity after implementation of UDCPR

33.28% of our Ongoing Projects area is based on an asset-light model

ASL's procurement & engineering team's has extensive sourcing network

Tie-ups with leading manufacturers of the various ancillary industries

Enables distinguished offerings at competitive cost



Acquire lands on outright basis at low-cost for affordable housing

Reaching out landowners directly rather than acquiring it through land aggregators

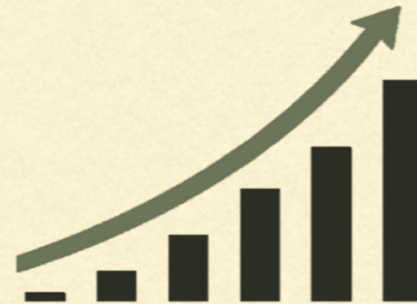
Our avg. Cost of land acquisition is less than Rs 500/Sq. Ft.

Integrated with capabilities to carry-out projects from initialization to completion through our in-house teams

Inhouse acquisition planning, design, construction, quality assurance team

Reducing overheads and dependency on external firms

Robust outlook supported by long term growth drivers



Affordable & Mid-income Segment

- 14 out of 15 projects in this segment
- 96.19% of the project portfolio in affordable & mid-income segment
- Expected to be the largest segment in India in the coming years

Project Portfolio

- 12 ongoing projects with aggregate saleable area of 4.06 Million Sq. Ft.
- 8 Forthcoming projects (including future phases of ongoing projects) comprising of 7.00 Million Sq. Ft.

Land Reserves

- In addition, ASL has land reserves of 78,937 square meter
- Majority of Land reserves in Panvel & Bhiwandi
- Arihant group is among the top 5 developers in Panvel

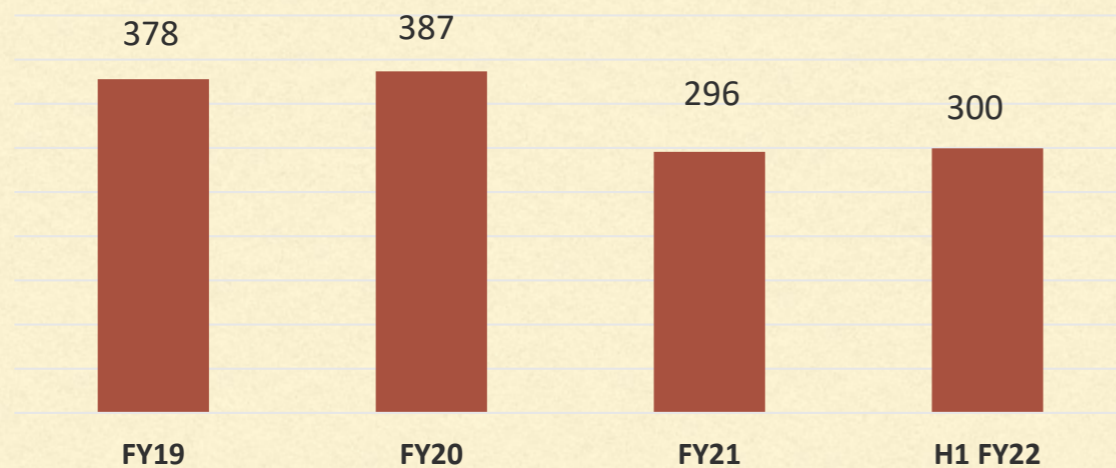
Joint Development

- Looking to expand and develop Land Reserves through JDA / or joint ventures
- Increase market penetration across the various micro-markets in which we operate

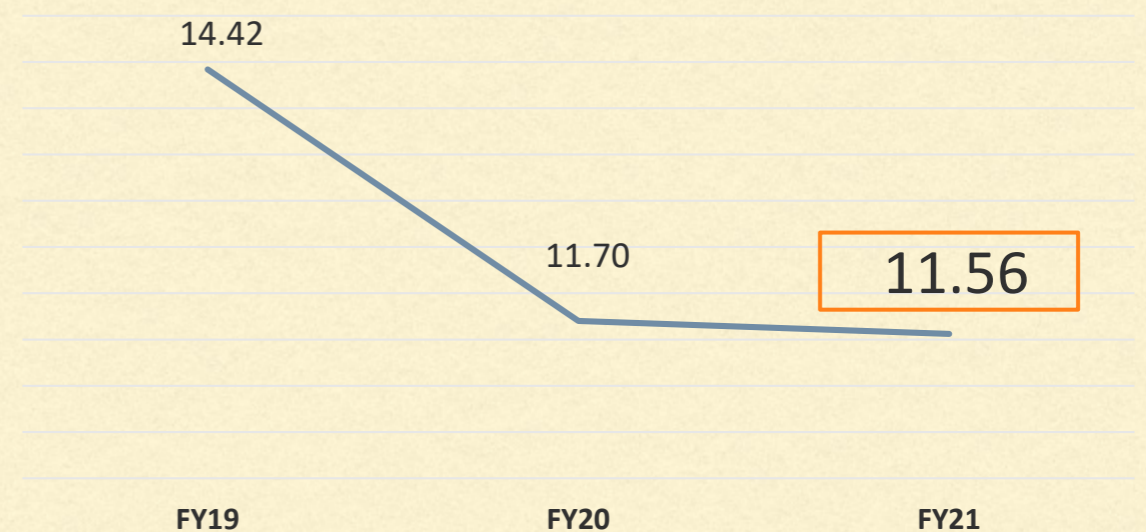
Strong balance sheet to enable capital efficient growth

- Debt reduced by INR 91 Cr in FY21.
- The weighted average cost of capital reduced from 14.42% in FY19 to 11.56% in FY21
- Further strengthen the balance sheet by raising equity growth capital
- Near term cash flows from unsold inventory of completed and ongoing projects to strengthen financials further
- India Ratings and Research Private Limited has taken a consolidated view of ASL and assigned a Long-Term Issuer Rating of 'IND BBB-' with a Stable Outlook

Consolidated Debt Levels
(INR Cr)



Weighted Average Cost of Capital (%)



CONSTRUCTION PROGRESS

PROJECT STATUS – AALISHAN (KHARGHAR)

Kaveh



Baraz-I



PROJECT STATUS – ASPIRE (PANVEL)

Iliana & Hortensia



31st floor completed in Iliana and 30th floor completed in Hortensia

PROJECT STATUS – ANAIKA (TALOJA)



PROJECT STATUS – 3 ANAIKA (TALOJA)

L Wing



Flooring & Tiling completed

K Wing



Flooring & Tiling completed

PROJECT STATUS – 4 ANAIKA (TALOJA)



10th slab completed for N & Q wing and in progress for O & P Wing; Block works in progress

PROJECT STATUS – AMBER



Flooring & Tiling, Doors & Windows completed



PROJECT STATUS – ALOKI



Commencement of flooring & tiling in Wing-B2, commencement of 6th & 1st slab in A2 and A3

PROJECT STATUS – AAROHI & ANMOL

Aarohi, Kalyan-Shil Road



Flooring, tiling, kitchen works in progress

Anmol, Badlapur



RCC work up to 9th slab level completed

PROJECT STATUS – ANCHAL (JODHPUR)



A1 to A4, B1 to B7, C1 to C3, D1 to D5 under construction

PROJECT STATUS – ADITA (JODHPUR)



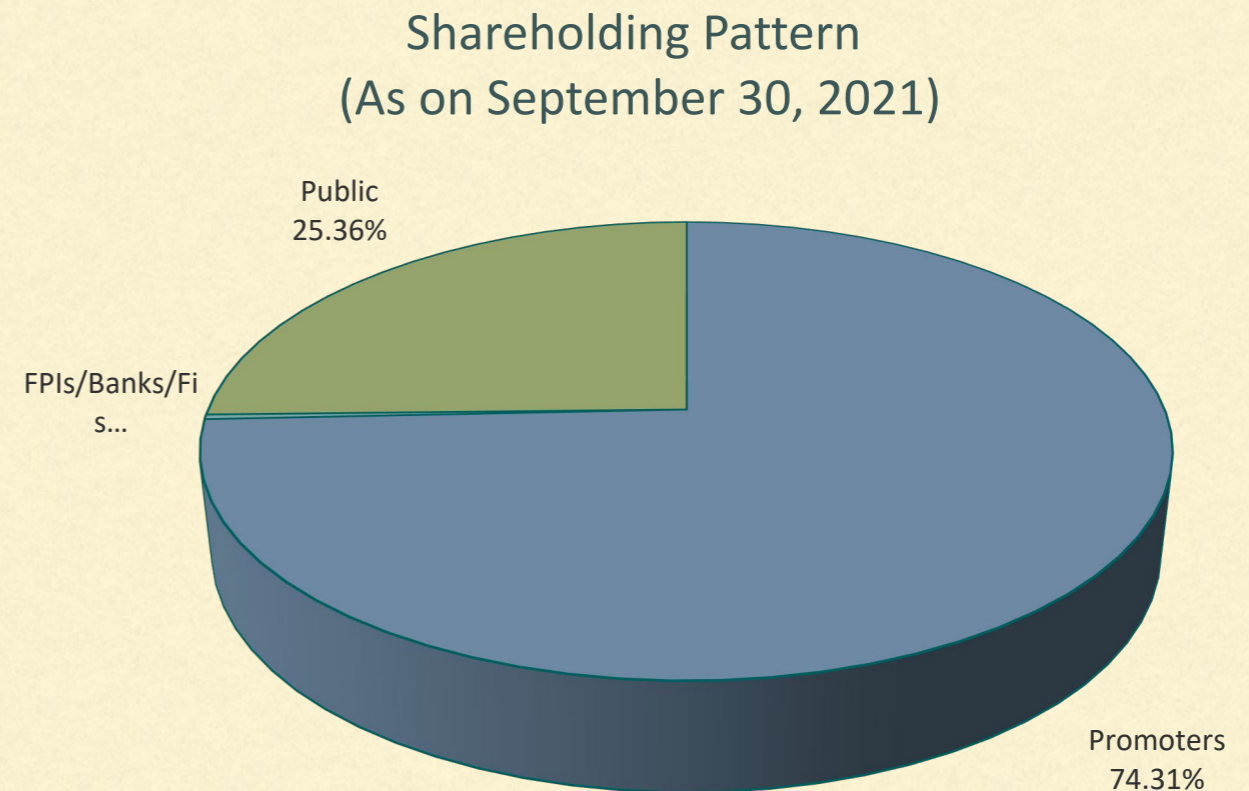
15th Slab work in progress











FINANCIAL SNAPSHOT

CAPITAL MARKET DATA

BSE Scrip Code	506194
NSE Trading Symbol	ARIHANTSUP
Bloomberg Code	ARSU:IN
GICS Sector	Real Estate
Market Cap as on 17 th Nov 2021	INR 729.56 Cr.
52 Week High	INR 191.00
52 Week Low	INR 21.00

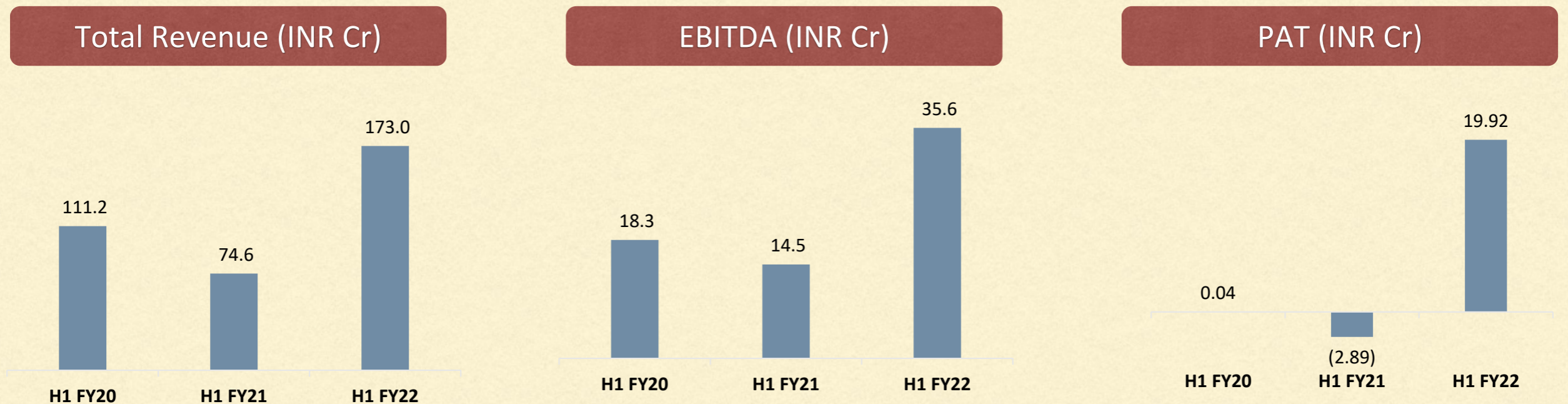


QUARTERLY RESULTS – Q2 FY22

Particulars (INR Cr)	Q2 FY22	Q2 FY21	% change		Q1 FY22	% change	
Total Revenue	88.15	64.43	37%		84.64	4%	
Total Operating Expenses	73.56	59.45			75.08		
EBITDA	20.18	13.14	54%		15.38	31%	
Interest	5.16	7.64			5.35		
Depreciation	0.43	0.52			0.47		
PBT	14.59	4.98	193%		9.56	53%	
Tax	2.95	0.83			1.28		
PAT	11.63	4.15	180%		8.28	40%	

H1-FY22 HIGHLIGHTS

- Successfully launched affordable housing project Amisha Phase 2 at Taloja, Navi Mumbai in Q2 after launching Arihant Advika at Vashi and Arihant 5 Anaika at Taloja in Q1
- Sales bookings of **751 units** aggregating **6.31 Lakh sq. ft.** with a booking value of **INR 334.8 Cr.** in H1-FY22⁽¹⁾ owing to successful launches
- Collections stood at **INR 207.8 Cr** in H1 FY22 as against INR 287.0 Cr for the full year FY21
- No Significant change in debt position



(1) Includes Sales under development management model (wherein our Company receives fees as a % of total cost of construction of the project as specified in RERA application or fixed fees on lumpsum basis) comprising 69 units aggregating to 48,319 Sq. Ft. with a booking value of INR 22.29 Cr

CONSOLIDATED NET DEBT - 30TH SEP 2021

Entity	Entity Debt (INR Cr)	% holding	Debt attributable as per % holding (INR Cr)*
ASL	14.77	100%	14.77
Arihant Vatika	0.17	60%	0.10
Arihant Aashiyana	43.10	60%	25.86
Arihant Abode	249.12	60%	149.47
Arihant Gruhnirman	15.00	60%	9.00
Less: Intercompany Eliminations	(22.58)		(13.55)
Total Debt	299.59		185.66
Less: Cash & Cash Equivalents	(17.00)		
Net Debt	282.59		

Effective debt of ASL is worked out based on ASL's shareholding in subsidiaries

Any liability of the holding company is attributable at 100% and that of the subsidiaries is attributable to its shareholding i.e. 60% to the Holdco

CONSOLIDATED INCOME STATEMENT

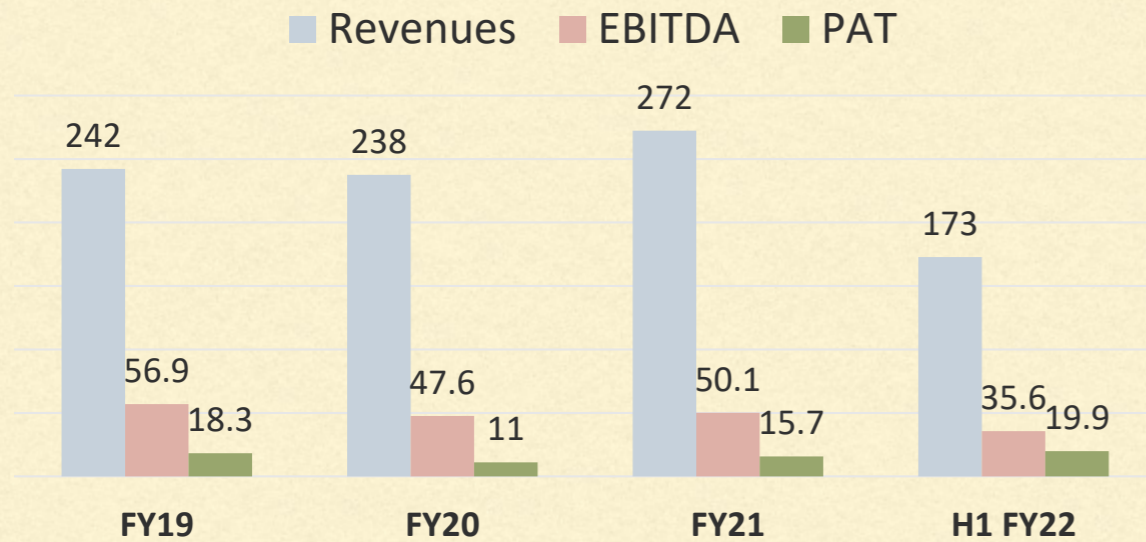
Particulars (INR Cr)	FY19	FY20	FY21	H1 FY22
Total Revenue	242.2	237.6	272.3	172.8
Cost of Construction, Land & Development	195.5	119.2	149.2	112.7
Changes in Inventories	(51.1)	33.6	33.4	-4.3
Employee Benefits Expense	13.8	12.1	11.9	7.6
Other Expenses	27.1	25.1	27.6	32.7
Total Expenses	185.3	190.0	222.1	148.6
EBITDA	56.9	47.6	50.1	35.6
Depreciation	1.9	2.0	2.0	0.9
Interest & Finance Charges	32.3	30.0	28.1	10.5
PBT	22.7	15.6	20.0	24.1
Total Taxes	4.4	4.5	4.3	4.2
PAT	18.3	11.0	15.7	19.9
Less: Non-controlling Interest	4.7	5.4	4.5	0.1
Net Profit (after Non-controlling Interest)	13.6	5.6	11.2	19.8
EPS (Basic) (Rs)	3.32	1.37	2.71	4.82

CONSOLIDATED BALANCE SHEET

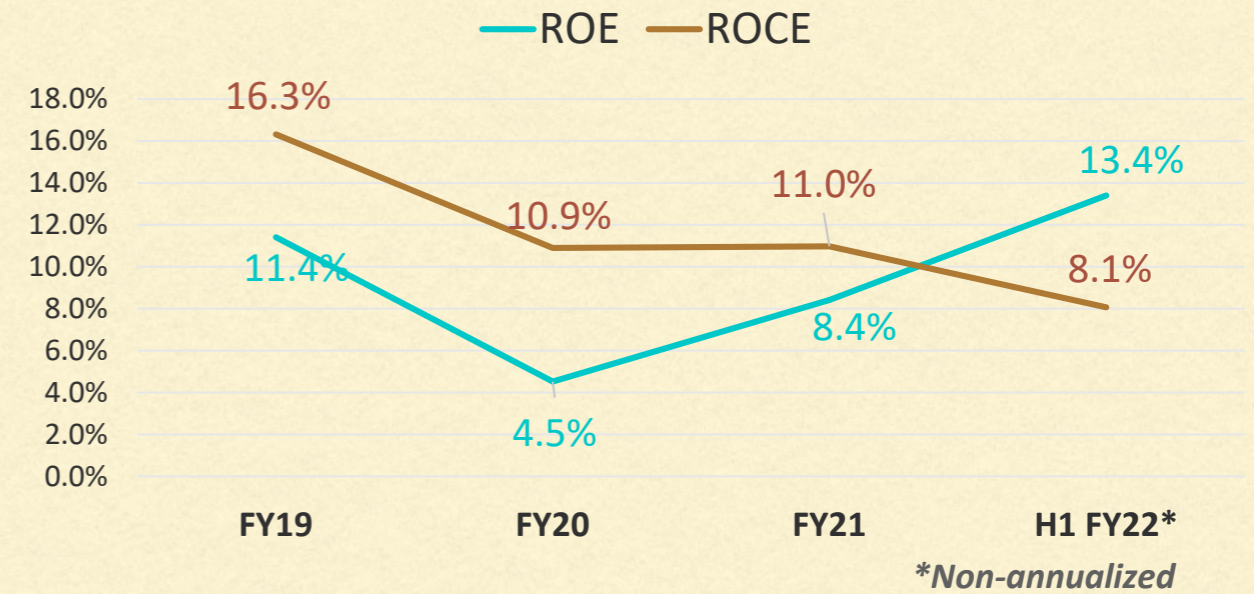
Equity and Liabilities (INR Cr)	FY19	FY20	FY21	H1 FY22
Share Capital	41.2	41.2	41.2	41.2
Reserves and Surplus	80.7	85.6	97.5	116.3
Non-Controlling Interest	13.9	20.0	24.6	24.7
Total Equity	135.7	146.8	163.3	182.1
Long Term Borrowings	237.7	316.9	249.9	264.4
Short Term Borrowings	140.1	69.8	45.6	35.2
Trade Payables	40.4	63.0	52.8	46.3
Advance from Customers	143.8	144.5	170.0	206.3
Other Liabilities & provisions	31.4	6.6	7.2	6.7
Total Liabilities	729.1	747.6	688.9	741.0
Assets	FY19	FY20	FY21	H1 FY22
Fixed Assets	10.5	9.5	8.9	8.2
Investment in Property	1.5	9.8	11.4	11.4
Other Financial Assets	40.2	47.3	31.7	31.7
Other Non-current Assets	0.1	0.1	0.2	0.1
Total Non-current Assets	52.3	66.7	52.2	51.4
Inventories	421.7	388.1	354.7	359.0
Trade Receivables	28.3	35.1	26.0	36.9
Cash and Cash Equivalents	14.9	11.5	12.0	17.0
Loans & Other Financial Assets (current)	28.9	23.2	4.9	5.5
Land	155.1	189.8	199.8	233.9
Other Assets	27.9	33.2	39.3	37.3
Total Assets	729.1	747.6	688.9	741.0

FINANCIAL PERFORMANCE

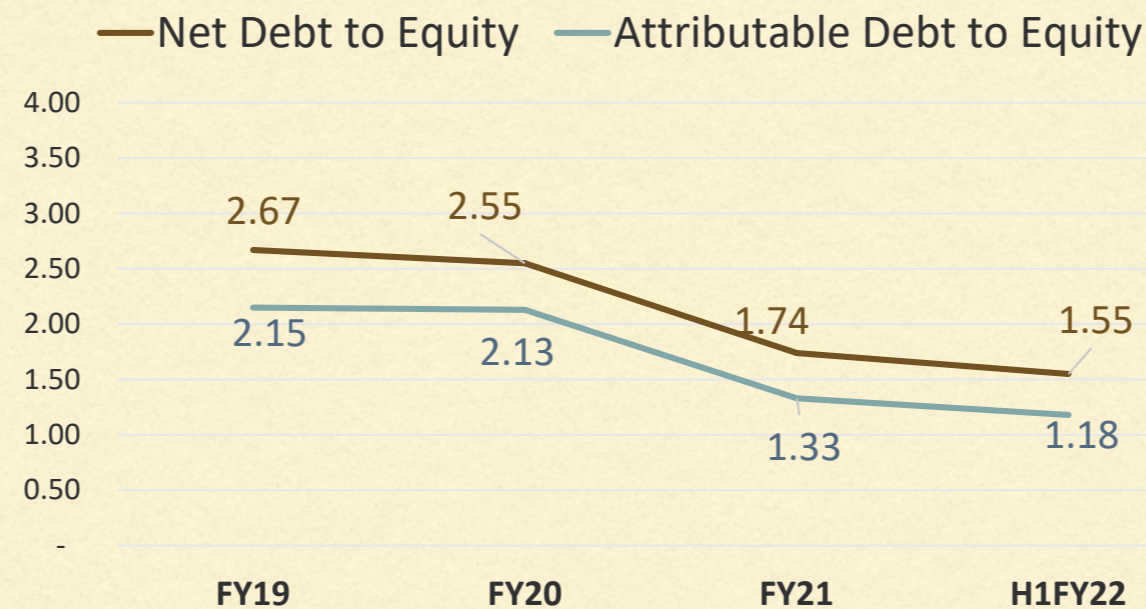
Income Statement (INR Cr)



Return Ratios



Debt to Equity



Thank you!

For further information please contact:

Abhishek Shukla

Chief Strategy Officer

Tel: +91 22 6249 3333

Cell: +91 9619195775

Email: abhishek.shukla@asl.net.in

Corporate Office: Arihant Aura, Floor No. 25, B wing, Plot no 13/1, TTC Industrial Area, Thane Belapur Road, Turbhe, Navi Mumbai – 400705, Maharashtra